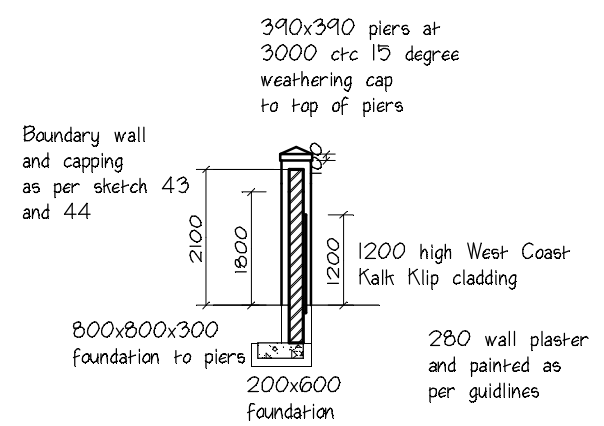
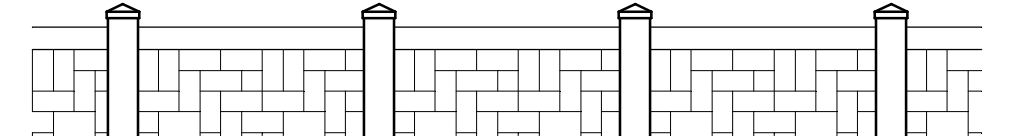


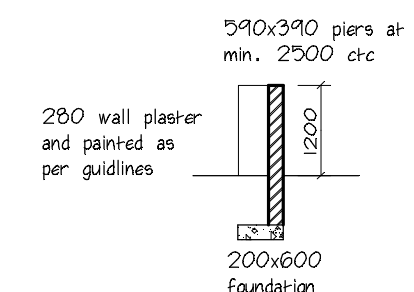
SITE PLAN  
1:100



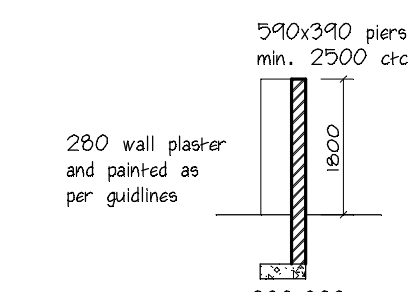
WALL SECTION  
SECTION MM  
1:100



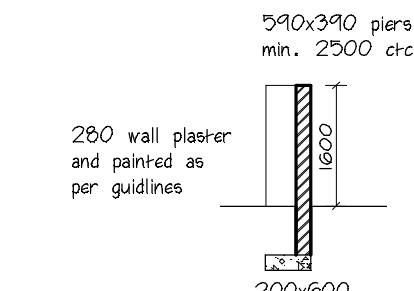
TYPICAL STREET BOUNDARY WALL ELEVATION  
1:100



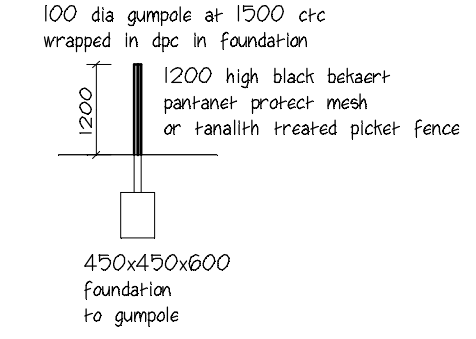
WALL SECTION  
SECTION EE  
1:100



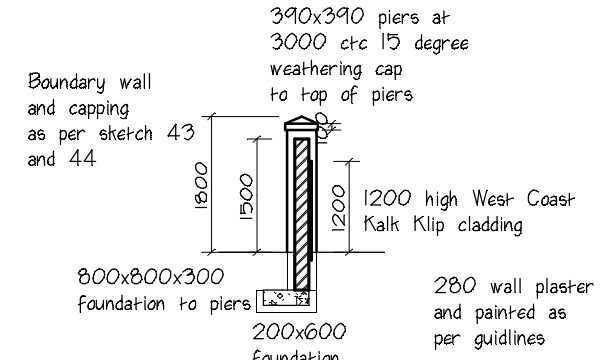
WALL SECTION  
SECTION FF  
1:100



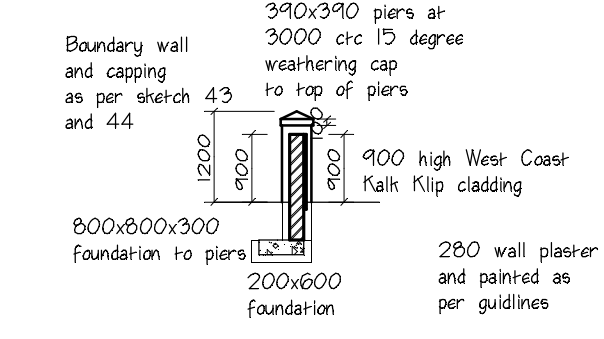
WALL SECTION  
SECTION LL  
1:100



WALL SECTION  
SECTION HH  
1:100



WALL SECTION  
SECTION JJ  
1:100



WALL SECTION  
SECTION KK  
1:100

- NOTES
- SATELLITE DISHES
    - \* Satellite dishes and TV aerials are to be fitted below main building from eave line. Satellite dishes may not be more than 600mm in diameter.
  - SERVICE PIPES
    - \* Sewer and vent pipes to be concealed in vertical ducting but must be accessible for future maintenance.
  - AIR CONDITIONING
    - \* Air conditioning condenser units to be installed, and screened at a maximum height of 1,2m taken from finished ground floor level. No window mounted units are permitted.
  - HOUSE NUMBERS AND NAMES
    - \* House numbers may not higher than 100mm and wider than 75mm.
    - \* Houses may have names with the letters size not higher than 60 and the backing panel not bigger than 700 x 500.
  - CLOTHES LINES/REFUGE BINS
    - \* Clothes lines and refuse bins must be concealed within a service court with 1,8m boundary walling as per the guideline. Clotheslines are not to project above the service court wall.
  - LIGHTING EXTERNALLY
    - \* External lighting to be preferably low level and down lighter type to match the general architectural guideline as per guideline item 1. No coloured light bulbs are permitted. Fluorescent and/ or ultra-violet lighting used for insect control should be located in areas with limited external visibility.
  - STORM WATER DISCHARGE
    - \* No concentrated storm water is to discharge onto any neighbouring properties.
  - COMMUNAL REFUSE AREAS
    - \* These refuse buildings should conform to the health and safety regulations of the local authority rule of thumb. 0,25sqm x amount of units. Roofed structure with internal water trap and point screened floor and adequate doors for storing and extraction of refuse.
  - PERGOLA
    - \* Shading to match corabrick wheat paver with grey cobble stone border.
    - \* no shade cloths allowed
  - LANDSCAPE:
    - \* Landscaping as per plant list available from LARC.
    - \* EXTERIOR LIGHT POINT: \*Regent Bevedere (or equal) max 2400 high

- \* All relevant details, levels, dimensions to be checked before commencement of work.
- \* Figured dimensions to be taken in preference to scaling drawings.
- \* All work carried out strictly in accordance with municipality regulations.
- \* This drawing is to be read in conjunction with sections, details and full project specifications.

SITE DEVELOPMENT ON  
ERF 8396, LAGUNA SANDS  
LANGEBAN

SITEPLAN

OWNER SIGN:

DATE:  
FEBRUARY 2007

DRAWN BY:

A. L. V.

SCALE:

1:100

DRAWING NO.  
06/8396/01 -F

box 11012  
blubergrat  
tel/fax: 021 557 5604  
cell : 083 7095008

anton van zyl  
architectural  
design